

Wild Turkey Regulations

SPRING WILD TURKEY			
WMU(s)	Open Season	Bag Limit	Hours
45, 46, 48, 53, 54, 55, 56, 57, 58, 59, 60, 61, 62, 63, 64, 65, 66A, 67, 68, 69, 70, 71, 72, 73, 74, 75, 76, 77, 78, 79, 80, 81, 82, 83A, 84, 85, 86, 87, 88, 89, 90, 91, 92, 93, 94, 95	Residents and non-residents April 25 to May 31, 2011 Residents and non-residents April 25 to May 31, 2012	One bearded wild turkey per licence Two licences per hunter maximum. The two birds may not be taken on the same day.	1/2 hour before sunrise to 7:00 p.m.

FALL WILD TURKEY			
WMU(s)	Open Season	Bag Limit	Hours
64, 65, 66A, 67, 68, 73, 76, 77, 78, 80, 81, 82, 84, 85, 87, 89, 90, 91, 92, 93	Residents and non-residents October 11 to October 23, 2011	One fall licence per hunter maximum. One wild turkey may be harvested – EITHER one male OR one female.	1/2 hour before sunrise to 1/2 hour after sunset



What we learned from wild turkey hunters in 2010:

- 9,086 wild turkeys were harvested in the spring and 361 in the fall season.
- Jakes composed 28 percent of males in the spring wild turkey harvest.
- Female wild turkeys made up 56 percent of the fall harvest.

Licence fees can be found on page 13.

Turkey Hunting Requirements

Ontario **residents** wishing to hunt wild turkeys must have:

- A valid hunting version Outdoors Card;
- Taken the Ontario Wild Turkey Hunter Education Course and passed the written exam;
- A small game licence tag or an e-licence;
- A wild turkey licence (a paper licence that must be carried when hunting) and game seal.

Ontario's wild turkey season is open to **non-residents** of Ontario who have:

- A valid hunting version Outdoors Card;
- Taken the Ontario Wild Turkey Hunter Education Course and passed the written exam;
- Purchased a non-resident's small game licence tag and a wild turkey licence and game seal.

Consent Required

Individuals under the age of 16 must file a consent signed by one parent or guardian before attending the Ontario Hunter Education Course or the Ontario Wild Turkey Hunter Education Course. Consent forms are available at ontario.ca/hunting.

The schedule of wild turkey course locations and dates is available from the Ontario Federation of Anglers and Hunters at (705) 748-6324, or on their website at www.ofah.org.

NEW: A home study course is now available. Visit O.F.A.H website for details.

Over-the-Counter Licensing for Residents and Non-Residents

Wild turkey licences will be offered by selected licence issuers and ServiceOntario Centres in areas of Ontario with turkey seasons.

Anyone wishing to purchase a wild turkey licence from a licence issuer must show one of the following at the time of purchase:

- Their Outdoors Card bearing a "T" insignia; **OR**
- Their valid hunting version Outdoors Card plus their Wild Turkey Hunter Education certificate or their Record of Wild Turkey Hunter Examination form; **OR**
- Their valid hunting version Outdoors Card plus a previous Ontario wild turkey licence bearing the hunter's name and Outdoors Card number.

Both spring licences may be purchased at the same time; however only one wild turkey may be harvested in a day.

Automated Telephone Licensing (Spring Seasons Only) for Ontario Resident Turkey Hunters

Spring wild turkey licences are also available province-wide through the Ministry of Natural Resources' automated telephone licensing line. This line allows Ontario resident hunters to purchase a wild turkey hunting licence using a toll-free telephone line, 24 hours a day, seven days a week from March 1 to April 30. To use this system, a hunter who has successfully completed the wild turkey hunter education course needs:

- A valid hunting version Outdoors Card number
- A valid VISA, MasterCard or American Express card
- A Touch-Tone™ telephone.

PLEASE NOTE: This system does not accept spoken answers; only responses provided using the keypad can be processed.

To purchase a licence using the automated telephone line, call **1-800-288-1155 between March 1 and April 30**.

Hunters wishing to purchase two wild turkey licences by telephone must place two calls. Your wild turkey licence(s) and game seal(s) will be mailed the next business day. Please allow time for your licence(s) and game seal(s) to reach you.

Wild Turkey Hunting Regulations

You are permitted to call wild turkeys for another hunter after filling your own licence(s), but you must not be in possession of a firearm when doing so. It is illegal to use live decoys or electronic calls while wild turkey hunting in Ontario. Wild turkeys may be hunted using shotguns (including muzzle-loading shotguns) or bows. For details on legal firearms and ammunition, please refer to the chart on page 22.

Baiting

It is illegal to hunt wild turkeys within 400 metres of any place where bait has been deposited unless the place has been free of bait for at least seven days. Bait means corn, wheat, oats, other grain, pulse, any other feed that may attract wild turkey or any imitation of such feed. Standing crops, crops stacked in accordance with normal farming practices and grain scattered as a result of normal farming operations are not considered bait.


Sealing and Transporting

The holder of a licence who has killed a wild turkey shall:

- Immediately after the kill and at the site of the kill attach the game seal provided with the licence to the wild turkey in the manner indicated on the seal (notch out month, day and time).
- Keep the game seal attached to the wild turkey until it is prepared for consumption.

Mandatory Reporting of Turkey Harvest


Successful turkey hunters **must** report their harvested turkey by calling toll-free **1-800-288-1155** and providing the requested harvest information no later than 12:00 noon the day after the bird was harvested. Once you complete your harvest report, you will be provided with a confirmation number. Record the confirmation number in the box provided on your licence and keep it as a record that you have reported. An information worksheet is provided on page 31 to assist you in gathering the necessary information before calling to report your harvest. This information is also available at ontario.ca/hunting.



Life!
Brought to you by biodiversity

All living things are connected and rely on each other to survive - that's biodiversity. Across Ontario, anglers and hunters help protect biodiversity by restoring habitat, monitoring wildlife and preventing the spread of invasive species. You can help too by learning more about biodiversity, why it's important, and how to conserve it.

ontario.ca/biodiversity



Mandatory Turkey Harvest Reporting Worksheet

Fill in the worksheet before you call, and have a pen or pencil and your licence available so you can record your confirmation number once your report is complete. The illustrations to the right of the page have been provided to assist you in collecting important biological information from your bird. This information will be requested as part of your report.

CELL PHONE USERS: A common reason why hunters are unable to complete telephone reports is a poor cellular connection. You have until no later than 12:00 noon the day after the bird was harvested to report your harvest. Please wait until you receive a clear, strong signal before placing your call.

STEP 1 Call toll-free **1-800-288-1155**. When the system prompts you, use the keypad of your telephone to select the Turkey Harvest Reporting option.

STEP 2 Record your Outdoors Card number below or have your card available when you make the call. After the prompt, enter the 15 digits of your Outdoors Card.

Your Outdoors Card Number is:

7 0 8 1 5 8

STEP 3 Was the turkey harvested in the morning or afternoon?

STEP 4 What WMU did the harvest occur in? Only the valid WMUs listed on page 29 will be accepted.

WMU

STEP 5 How many days did you hunt in that WMU before harvesting a turkey?

STEP 6 Was the turkey a male or female (Figure 1)? _____

PLEASE NOTE: Only bearded turkeys are legal during the spring season. Any turkey is legal in the fall season.

STEP 7 Was the turkey an adult or juvenile (Figure 2)? _____

STEP 8 How long was the longer spur in **millimetres** (Figure 3)?

STEP 9 How long was the beard in **millimetres** (Figure 4)?

STEP 10 Record your confirmation number in the space provided on your licence and keep it as your record of having reported.

Copies of this worksheet are available at ontario.ca/hunting.

Figure 1: Determining the Sex of the Turkey

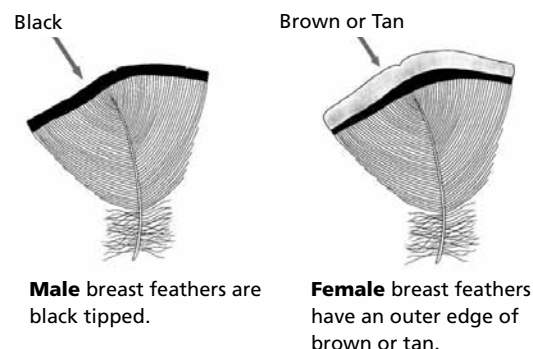


Figure 2: Determining the Age of the Turkey

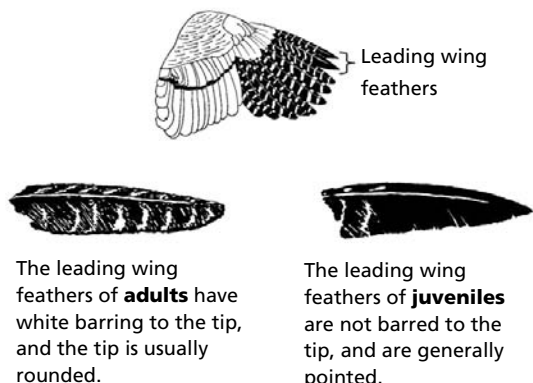
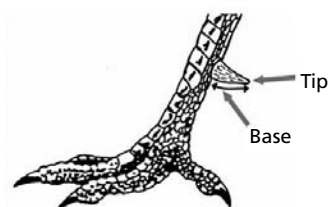
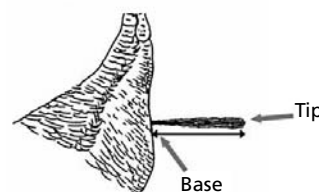


Figure 3: Measuring Spur Length



Measure each spur in **millimetres** and report the longer of the two measurements. The spurs must be measured from the base of the spur to the tip along the bottom curve. A flexible tape or ruler provides a more accurate measurement.

Figure 4: Measuring Beard Length



Measure the beard in **millimetres**. Extend the beard and measure from the base of the beard at the breast to the tip of the beard.